



Name of the Company : DALMIA BHARAT SUGAR AND INDUSTRIES LIMITED			
Scrip Code : BSE - 500097, NSE - DALMIASUG		As on : 31st March, 2011	
Class of Security : Equity Shares			
<b>Partly paid-up shares</b>	<b>No. of partly paid-up shares</b>	<b>As a % of Total No. of partly paid-up shares</b>	<b>As a % of Total No. of shares of the Company</b>
Held by promoter/promoter group	-	-	-
Held by public	-	-	-
<b>Total</b>	-	-	-
<b>Outstanding convertible securities</b>	<b>No. of outstanding securities</b>	<b>As a % of Total No. of Outstanding convertible securities</b>	<b>As a % of Total No. of shares of the Company, assuming full conversion of convertible securities</b>
Held by promoter/promoter group	-	-	-
Held by public	-	-	-
<b>Total</b>	-	-	-
<b>Warrants</b>	<b>No. of warrants</b>	<b>As a % of Total No. of warrants</b>	<b>As a % of Total No. of shares of the Company, assuming full conversion of warrants</b>
Held by promoter/promoter group	-	-	-
Held by public	-	-	-
<b>Total</b>	-	-	-



Name of the Company : DALMIA BHARAT SUGAR AND INDUSTRIES LIMITED								
Scrip Code : BSE - 500097, NSE - DALMIASUG			As on : 31st March, 2011					
Class of Security : Equity Shares								
(1)(a) Statement showing Shareholding Pattern								
Category Code	Category of Shareholder	No. of Shareholders	Total No. of Shares	No. of Shares held in Dematerialised Form	Total shareholding as a percentage of total no. of shares		Shares Pledged or otherwise encumbered	
					As a percentage of (A+B)	As a percentage of (A+B+C)	Number of Shares	As a percentage
(A)	<b>Shareholding of Promoter and Promoter Group</b>							
(1)	<b>Indian</b>							
(a)	Individuals/ Hindu Undivided Family	14	6114155	5037465	7.55	7.55	-	-
(b)	Central Government/State Governments	-	-	-	-	-	-	-
(c)	Bodies Corporates	12	40701297	9042302	50.29	50.29	-	-
(d)	Financial Institutions/Banks	-	-	-	-	-	-	-
(e)	Any Other ( Trusts)	2	87325	86665	0.11	0.11	-	-
	<b>Sub -Total (A)(1)</b>	<b>28</b>	<b>46902777</b>	<b>14166432</b>	<b>57.95</b>	<b>57.95</b>	-	-
(2)	<b>Foreign</b>							
(a)	Individuals (Non-Resident Individuals/Foreign Individuals)	-	-	-	-	-	-	-
(b)	Bodies Corporates	-	-	-	-	-	-	-
(c)	Institutions	-	-	-	-	-	-	-
(d)	Any Other (Specify)	-	-	-	-	-	-	-
	<b>Sub -Total (A)(2)</b>	<b>-</b>	<b>-</b>	<b>-</b>	<b>-</b>	<b>-</b>	<b>-</b>	<b>-</b>
	<b>Total Shareholding of Promoter and Promoter Group</b>	<b>28</b>	<b>46902777</b>	<b>14166432</b>	<b>57.95</b>	<b>57.95</b>		
(B)	<b>Public shareholding</b>						N.A	N.A
(1)	<b>Institutions</b>						N.A	N.A
(a)	Mutual Funds/UTI	1	2500	-	-	-	-	-
(b)	Financial Institutions/Banks	24	1669736	1644480	2.06	2.06	-	-
(c)	Central Government/State Governments	4	128155	59200	0.16	0.16	-	-
(d)	Venture Capital Funds	-	-	-	-	-	-	-
(e)	Insurance Companies	2	1128096	1128096	1.39	1.39	-	-
(f)	Foreign Institutional Investors	19	5219789	5219789	6.45	6.45	-	-
(g)	Foreign Venture Capital Investors	-	-	-	-	-	-	-
(h)	Any Other (Specify)	-	-	-	-	-	-	-
	<b>Sub -Total (B)(1)</b>	<b>50</b>	<b>8148276</b>	<b>8051565</b>	<b>10.07</b>	<b>10.07</b>		
(2)	<b>Non-Institutions</b>						N.A	N.A
(a)	Bodies Corporates	469	5833676	5801557	7.21	7.21	-	-
(b)	Individuals							
	(i) Individual shareholders holding nominal share capital upto Rs. 1 lakh	15860	9466354	6444214	11.70	11.70	-	-
	(ii) Individual shareholders holding nominal share capital in excess of Rs. 1 lakh	6	594345	594345	0.73	0.73	-	-
(c)	Any Other (Specify)							
	- Overseas Corporate Bodies	2	3253805	3253805	4.02	4.02	-	-
	- Foreign Corporate Bodies	2	4470588	4470588	5.52	5.52	-	-
	- Non Resident Indians	116	181751	122675	0.22	0.22	-	-
	- Foreign Nationals	15	19655	-	0.02	0.02	-	-
	- Custodian of Enemy Property	1	188303	-	0.23	0.23	-	-
	- Trusts	6	1560268	1539348	1.93	1.93	-	-
	- Clearing Members	22	299315	299315	0.37	0.37	-	-
	- Directors and their relatives #	3	20190	20190	0.02	0.02	-	-
	<b>Sub -Total (B)(2)</b>	<b>16502</b>	<b>25888250</b>	<b>22546037</b>	<b>31.98</b>	<b>31.98</b>		
	<b>Total Public Shareholding (B) = (B)(1)+(B)(2)</b>	<b>16552</b>	<b>34036526</b>	<b>30597602</b>	<b>42.05</b>	<b>42.05</b>	N.A	N.A
	<b>Total (A)+(B)</b>	<b>16580</b>	<b>80939303</b>	<b>44764034</b>	<b>100.00</b>	<b>100.00</b>		
(C)	<b>Shares held by Custodians and against which Depository Receipts have been issued</b>						N.A	N.A
(1)	Promoter and Promoter Group	-	-	-	-	-	-	-
(2)	Public	-	-	-	-	-	-	-
	<b>GRAND TOTAL(A)+(B)+(C)</b>	<b>16580</b>	<b>80939303</b>	<b>44764034</b>	<b>100.00</b>	<b>100.00</b>		

# Since the Directors of the Company (other than those belonging to Promoter Group) do not exercise control, the Shareholdings of Directors and their relatives has been shown under the category Public Shareholding




Name of the Company : DALMIA BHARAT SUGAR AND INDUSTRIES LIMITED  
 Scrip Code : BSE - 500097, NSE - DALMIASUG As on : 31st March, 2011.

(1)(b) Statement showing Shareholding of persons belonging to the category "Promoter and Promoter Group"

Sr. No.	Name of the Shareholder	No. of Shares		Shares Pledged or otherwise encumbered		Shares as a percentage of total no. of shares (i.e. Grand Total (A)+(B)+(C) indicated in Statement at para (1)(a) above
		Number	Shares as a percentage of total no. of shares (i.e. Grand Total (A)+(B)+(C) indicated in Statement at para (1)(a) above	Number	As a percentage	
<b>(a) Individuals/Hindu Undivided Family :</b>						
1	Shri V. H. Dalmia	0	0.00	-	-	-
2	Smt. Abha Dalmia	1000	0.00	-	-	-
3	Shri Jai Hari Dalmia	1835010	2.02	-	-	-
4	Smt. Kavita Dalmia	376670	0.47	-	-	-
5	Shri Gautam Dalmia	751990	0.93	-	-	-
6	Smt. Anupama Dalmia	11250	0.01	-	-	-
7	Ku. Vadehi Dalmia	37180	0.05	-	-	-
8	Ku. Sureshi Dalmia	37180	0.05	-	-	-
9	Shri Jai Hari Dalmia C/o J. H. Dalmia (HUF)	315175	0.39	-	-	-
10	Shri Yadu Hari Dalmia	751880	0.93	-	-	-
11	Smt. Bela Dalmia	553495	0.68	-	-	-
12	Shri Puneet Dalmia	742055	0.92	-	-	-
13	Smt. Avantika Dalmia	680265	0.82	-	-	-
14	Shri Yadu Hari Dalmia C/o Y. H. Dalmia (HUF)	241005	0.30	-	-	-
		<b>6114155</b>	<b>7.55</b>			
<b>(b) Bodies Corporate :</b>						
1	Mayuka Investment Limited	17738537	21.91	-	-	-
2	Shree Nirman Limited	6540130	8.08	-	-	-
3	Sita Investment Company Limited	5876800	7.26	-	-	-
4	Keshav Power Limited	801000	0.99	-	-	-
5	Ankita Pratishan Limited	5829070	7.20	-	-	-
6	Rama Investment Company Private Limited	2644985	3.27	-	-	-
7	Himgiri Commercial Limited	738285	0.91	-	-	-
8	Kavita Trading & Investment Co. Pvt. Ltd.	300570	0.37	-	-	-
9	Puneet Trading and Investment Co. Pvt. Ltd.	109080	0.14	-	-	-
10	Alirox Abrasives Limited	120360	0.15	-	-	-
11	Valley Agro Limited	3500	0.00	-	-	-
12	Shri Nataraj Ceramic and Chemical Industries Limited	1000	0.00	-	-	-
		<b>40701297</b>	<b>50.29</b>			
<b>(c) Any other :</b>						
1	Ku. Shrutipriya Dalmia C/o Shrutipriya Dalmia Trust	86665	0.11	-	-	-
2	Shri R. H. Dalmia C/o R. H. Dalmia Parivar Trust	660	0.00	-	-	-
		<b>87325</b>	<b>0.11</b>			

Note :- The shares held by a shareholder under different folios have been clubbed together.



Name of the Company : DALMIA BHARAT SUGAR AND INDUSTRIES LIMITED  
 Scrip Code : BSE - 500097, NSE - DALMIASUG As on : 31st March, 2011

(1)(c) Statement showing Shareholding of persons belonging to the category "Public" and holding more than 1% of the total no. of shares

Sr. No.	Name of the Shareholder	No. of Shares	Shares as a percentage of total no. of shares (i.e. Grand Total (A)+(B)+(C) indicated in Statement at para (1)(a) above
1	BORON INDIA LIMITED	3576470	4.42
2	HORSELL INVESTMENTS LIMITED	1844785	2.28
3	DHARTI INVESTMENTS AND HOLDINGS LIMITED	1739844	2.15
4	VALIANT MAURITIUS PARTNERS LIMITED	1647099	2.03
5	DCBL EMPLOYEES WELFARE TRUST	1507198	1.86
6	CAMBERLEY INVESTMENTS LIMITED	1409020	1.74
7	LIFE INSURANCE CORPORATION OF INDIA	1259685	1.56
8	CLSA (MAURITIUS) LIMITED	987687	1.22
9	VALIANT MAURITIUS PARTNERS OFFSHORE LIMITED	1124487	1.39
10	BORON SOUTH ASIA LIMITED	894118	1.10
	<b>TOTAL :</b>	<b>15990393</b>	<b>19.76</b>








Name of the Company : DALMIA BHARAT SUGAR AND INDUSTRIES LIMITED  
Scrip Code : BSE - 500097, NSE - DALMIASUG As on :31st March, 2011

(II)(b) Statement showing Holding of Depository Receipts (DRs), where underlying shares held by 'promoter/promoter group' are in excess of 1% of the total no. of shares

Sr. No.	Name of the DR Holder	Type of outstanding DR (ADRs, GDRs, SDRs, etc.)	No. of shares underlying outstanding DRs	Shares underlying outstanding DRs as a percentage of total no. of shares (i.e. Grand Total (A)+(B)+(C) indicated in Statement at para (I)(a) above
			NIL	



Name of the Company : DALMIA BHARAT SUGAR AND INDUSTRIES LIMITED

Scrip Code : BSE - 500097, NSE - DALMIASUG

As on : 31st March, 2011

Class of Security : Equity Shares

(III)(a) Statement showing the voting pattern of shareholders of securities issued by the the Company

Category Code	Category of Shareholder	No. of Voting Rights held in each class of securities	Total Voting Rights	Total voting Rights	
				As a percentage of (A+B)	As a percentage of (A+B+C)
		<b>EQUITY SHARE</b>			
(A)	<b>Promoter and Promoter Group</b>				
(1)	<b>Indian</b>				
(a)	Individuals/ Hindu Undivided Family	6114155	6114155	7.55	7.55
(b)	Central Government/State Governments	-	-	-	-
(C)	<b>Bodies Corporates</b>	40701297	40701297	50.29	50.29
(d)	Financial Institutions/Banks	-	-	-	-
(e)	Any Other (Trusts)	87325	87325	0.11	0.11
	<b>Sub -Total (A)(1)</b>	<b>46902777</b>	<b>46902777</b>	<b>57.95</b>	<b>57.95</b>
(2)	<b>Foreign</b>				
(a)	Individuals (Non-Resident Individuals/Foreign Individuals)	-	-	-	-
(b)	Bodies Corporates	-	-	-	-
(c)	Institutions	-	-	-	-
(d)	Any Other (Specify)	-	-	-	-
	<b>Sub-Total (A)(2)</b>	<b>-</b>	<b>-</b>	<b>-</b>	<b>-</b>
	<b>Total Shareholding of Promoter and Promoter Group</b>	<b>46902777</b>	<b>46902777</b>	<b>57.95</b>	<b>57.95</b>
(B)	<b>Public shareholding</b>				
(1)	<b>Institutions</b>				
(a)	Mutual Funds/UTI	2500	2500	-	-
(b)	Financial Institutions/Banks	1669738	1669738	2.06	2.06
(c)	Central Government/State Governments	128155	128155	0.16	0.16
(d)	Venture Capital Funds	-	-	-	-
(e)	Insurance Companies	1128096	1128096	1.39	1.39
(f)	Foreign Institutional Investors	5219789	5219789	6.45	6.45
(g)	Foreign Venture Capital Investors	-	-	-	-
(h)	Any Other (Specify)	-	-	-	-
	<b>Sub-Total (B)(1)</b>	<b>8148276</b>	<b>8148276</b>	<b>10.07</b>	<b>10.07</b>
(2)	<b>Non-Institutions</b>				
(a)	Bodies Corporates	5833676	5833676	7.21	7.21
(b)	Individuals				
	(i) Individual shareholders holding nominal share capital upto Rs. 1 lakh	9466354	9466354	11.70	11.70
	(ii) Individual shareholders holding nominal share capital in excess of Rs. 1 lakh	594345	594345	0.73	0.73
(c)	<b>Any Other (Specify)</b>				
	- Overseas Corporate Bodies	3253805	3253805	4.02	4.02
	- Foreign Corporate Bodies	4470588	4470588	5.52	5.52
	- Non Resident Indians	181751	181751	0.22	0.22
	- Foreign Nationals	19655	19655	0.02	0.02
	- Custodian of Enemy Property	188303	188303	0.23	0.23
	- Trusts	1560268	1560268	1.93	1.93
	- Clearing Members	299315	299315	0.37	0.37
	- Directors and their relatives #	20190	20190	0.02	0.02
	<b>Sub-Total (B)(2)</b>	<b>25888250</b>	<b>25888250</b>	<b>31.98</b>	<b>31.98</b>
	<b>Total Public Shareholding (B) = (B)(1)+(B)(2)</b>	<b>34036526</b>	<b>34036526</b>	<b>42.05</b>	<b>42.05</b>
	<b>Total (A)+(B)</b>	<b>80939303</b>	<b>80939303</b>	<b>100.00</b>	<b>100.00</b>
(C)	Shares held by Custodians and against which Depository Receipts have been issued	-	-	-	-
	<b>GRAND TOTAL(A)+(B)+(C)</b>	<b>80939303</b>	<b>80939303</b>	<b>100.00</b>	<b>100.00</b>

# Since the Directors of the Company (other than those belonging to Promoter Group) do not exercise control, the Shareholdings of Directors and their relatives has been shown under the category Public Shareholding

