

FORM NO. MGT-7

[Pursuant to sub-Section(1) of section 92 of the Companies Act, 2013 and sub-rule (1) of rule 11of the Companies (Management and Administration) Rules, 2014]



Annual Return

(other than OPCs and Small Companies)

Form language ☒ English ☐ Hindi

Refer the instruction kit for filing the form.

I. REGISTRATION AND OTHER DETAILS

(i) * Corporate Identification Number (CIN) of the company

L15100TN1951PLC000640

Pre-fill

Global Location Number (GLN) of the company

* Permanent Account Number (PAN) of the company

AAACD2281K

(ii) (a) Name of the company

DALMIA BHARAT SUGAR AND

(b) Registered office address

DALMIAPURAM
TIRUCHIRAPALLI DIST
TIRUCHIRAPALLI
Tamil Nadu
621651

(c) *e-mail ID of the company

sec.corp@dalmiasugar.com

(d) *Telephone number with STD code

01123465100

(e) Website

www.dalmiasugar.com

(iii) Date of Incorporation

01/11/1951

(iv)	Type of the Company	Category of the Company	Sub-category of the Company
	Public Company	Company limited by shares	Indian Non-Government company

(v) Whether company is having share capital

☒ Yes

☐ No

(vi) *Whether shares listed on recognized Stock Exchange(s)

☒ Yes

☐ No

(a) Details of stock exchanges where shares are listed

S. No.	Stock Exchange Name	Code
	BSE Limited	1
	National Stock Exchange of India Limited	1,024

(b) CIN of the Registrar and Transfer Agent

L72400MH2017PLC444072

Pre-fill

Name of the Registrar and Transfer Agent

KFIN TECHNOLOGIES LIMITED

Registered office address of the Registrar and Transfer Agents

301, The Centrium, 3rd Floor, 57, Lal Bahadur Shastri Road,
Nav Pada, Kurla (West) Kurla

(vii) *Financial year From date 01/04/2024 (DD/MM/YYYY) To date 31/03/2025 (DD/MM/YYYY)

(viii) *Whether Annual general meeting (AGM) held ☒ Yes ☐ No

(a) If yes, date of AGM 31/03/2025

(b) Due date of AGM 30/09/2025

(c) Whether any extension for AGM granted ☐ Yes ☒ No

II. PRINCIPAL BUSINESS ACTIVITIES OF THE COMPANY

*Number of business activities 2

S.No	Main Activity group code	Description of Main Activity group	Business Activity Code	Description of Business Activity	% of turnover of the company
1	C	Manufacturing	C6	Chemical and chemical products, pharmaceuticals, medicinal chemical and	28
2	C	Manufacturing	C1	Food, beverages and tobacco products	72

III. PARTICULARS OF HOLDING, SUBSIDIARY AND ASSOCIATE COMPANIES (INCLUDING JOINT VENTURES)

*No. of Companies for which information is to be given 1

Pre-fill All

S.No	Name of the company	CIN / FCRN	Holding/ Subsidiary/Associate/ Joint Venture	% of shares held
1	BAGHAULI SUGAR AND DISTIL	U15424TN2006PLC170941	Subsidiary	100

IV. SHARE CAPITAL, DEBENTURES AND OTHER SECURITIES OF THE COMPANY

(i) *SHARE CAPITAL

(a) Equity share capital

Particulars	Authorised capital	Issued capital	Subscribed capital	Paid up capital
Total number of equity shares	405,000,000	80,939,303	80,939,303	80,939,303
Total amount of equity shares (in Rupees)	810,000,000	161,878,606	161,878,606	161,878,606

Number of classes

1

Class of Shares	Authorised capital	Issued capital	Subscribed capital	Paid up capital
Number of equity shares	405,000,000	80,939,303	80,939,303	80,939,303
Nominal value per share (in rupees)	2	2	2	2
Total amount of equity shares (in rupees)	810,000,000	161,878,606	161,878,606	161,878,606

(b) Preference share capital

Particulars	Authorised capital	Issued capital	Subscribed capital	Paid-up capital
Total number of preference shares	0	0	0	0
Total amount of preference shares (in rupees)	0	0	0	0

Number of classes

0

Class of shares	Authorised capital	Issued capital	Subscribed capital	Paid up capital
Number of preference shares				
Nominal value per share (in rupees)				
Total amount of preference shares (in rupees)	0	0		

(c) Unclassified share capital

Particulars	Authorised Capital
Total amount of unclassified shares	170,546,360

(d) Break-up of paid-up share capital

Class of shares	Number of shares			Total nominal amount	Total Paid-up amount	Total premium
Equity shares	Physical	DEMAT	Total			

At the beginning of the year	795,409	80,143,894	80939303	161,878,606	161,878,606	
				+	+	
Increase during the year	0	127,213	127213	0	0	0
i. Public Issues	0	0	0	0	0	
ii. Rights issue	0	0	0	0	0	0
iii. Bonus issue	0	0	0	0	0	0
iv. Private Placement/ Preferential allotment	0	0	0	0	0	0
v. ESOPs	0	0	0	0	0	0
vi. Sweat equity shares allotted	0	0	0	0	0	0
vii. Conversion of Preference share	0	0	0	0	0	0
viii. Conversion of Debentures	0	0	0	0	0	0
ix. GDRs/ADRs	0	0	0	0	0	0
x. Others, specify		127,213	127213			
Conversion from Physical to Demat						
Decrease during the year	127,213	0	127213	0	0	0
i. Buy-back of shares	0	0	0	0	0	0
ii. Shares forfeited	0	0	0	0	0	0
iii. Reduction of share capital	0	0	0	0	0	0
iv. Others, specify	127,213		127213			
Conversion from Physical to Demat						
At the end of the year	668,196	80,271,107	80939303	161,878,606	161,878,606	
Preference shares						
At the beginning of the year	0	0	0	0	0	
Increase during the year	0	0	0	0	0	0
i. Issues of shares	0	0	0	0	0	0
ii. Re-issue of forfeited shares	0	0	0	0	0	0
iii. Others, specify						
Decrease during the year	0	0	0	0	0	0

i. Redemption of shares	0	0	0	0	0	0
ii. Shares forfeited	0	0	0	0	0	0
iii. Reduction of share capital	0	0	0	0	0	0
iv. Others, specify						
At the end of the year	0	0	0	0	0	

ISIN of the equity shares of the company

INE495A01022

(ii) Details of stock split/consolidation during the year (for each class of shares)

0

Class of shares		(i)	(ii)	(iii)
Before split / Consolidation	Number of shares			
	Face value per share			
After split / Consolidation	Number of shares			
	Face value per share			

(iii) Details of shares/Debentures Transfers since closure date of last financial year (or in the case of the first return at any time since the incorporation of the company) *

☒ Nil

[Details being provided in a CD/Digital Media]

☐ Yes

☐ No

☐ Not Applicable

Separate sheet attached for details of transfers

☐ Yes

☐ No

Note: In case list of transfer exceeds 10, option for submission as a separate sheet attachment or submission in a CD/Digital Media may be shown.

Date of the previous annual general meeting		
Date of registration of transfer (Date Month Year)		
Type of transfer		1 - Equity, 2- Preference Shares,3 - Debentures, 4 - Stock

Number of Shares/ Debentures/ Units Transferred			Amount per Share/ Debenture/Unit (in Rs.)		
Ledger Folio of Transferor					
Transferor's Name					
	Surname		middle name		first name
Ledger Folio of Transferee					
Transferee's Name					
	Surname		middle name		first name

Date of registration of transfer (Date Month Year)						
Type of transfer		1 - Equity, 2- Preference Shares,3 - Debentures, 4 - Stock				
Number of Shares/ Debentures/ Units Transferred			Amount per Share/ Debenture/Unit (in Rs.)			
Ledger Folio of Transferor						
Transferor's Name						
	Surname		middle name		first name	
Ledger Folio of Transferee						
Transferee's Name						
	Surname		middle name		first name	

(iv) *Debentures (Outstanding as at the end of financial year)

Particulars	Number of units	Nominal value per unit	Total value
Non-convertible debentures	0	0	0

Particulars	Number of units	Nominal value per unit	Total value
Partly convertible debentures	0	0	0
Fully convertible debentures	0	0	0
Total			0

Details of debentures

Class of debentures	Outstanding as at the beginning of the year	Increase during the year	Decrease during the year	Outstanding as at the end of the year
Non-convertible debentures	0	0	0	0
Partly convertible debentures	0	0	0	0
Fully convertible debentures	0	0	0	0

(v) Securities (other than shares and debentures)

0

Type of Securities	Number of Securities	Nominal Value of each Unit	Total Nominal Value	Paid up Value of each Unit	Total Paid up Value
Total					

V. *Turnover and net worth of the company (as defined in the Companies Act, 2013)

(i) Turnover

37,457,806,163.69

(ii) Net worth of the Company

32,345,141,343

VI. (a) *SHARE HOLDING PATTERN - Promoters

S. No.	Category	Equity		Preference	
		Number of shares	Percentage	Number of shares	Percentage
1.	Individual/Hindu Undivided Family				
	(i) Indian	200,445	0.25	0	
	(ii) Non-resident Indian (NRI)	0	0	0	
	(iii) Foreign national (other than NRI)	0	0	0	
2.	Government				
	(i) Central Government	0	0	0	

	(ii) State Government	0	0	0	
	(iii) Government companies	0	0	0	
3.	Insurance companies	0	0	0	
4.	Banks	0	0	0	
5.	Financial institutions	0	0	0	
6.	Foreign institutional investors	0	0	0	
7.	Mutual funds	0	0	0	
8.	Venture capital	0	0	0	
9.	Body corporate (not mentioned above)	59,513,672	73.53	0	
10.	Others TRUSTS	920,005	1.14	0	
	Total	60,634,122	74.92	0	0

Total number of shareholders (promoters)

19

(b) *SHARE HOLDING PATTERN - Public/Other than promoters

S. No.	Category	Equity		Preference	
		Number of shares	Percentage	Number of shares	Percentage
1.	Individual/Hindu Undivided Family				
	(i) Indian	16,686,140	20.62	0	
	(ii) Non-resident Indian (NRI)	292,296	0.36	0	
	(iii) Foreign national (other than NRI)	2,170	0	0	
2.	Government				
	(i) Central Government	68,955	0.09	0	
	(ii) State Government	0	0	0	
	(iii) Government companies	59,200	0.07	0	
3.	Insurance companies	0	0	0	
4.	Banks	42,805	0.05	0	
5.	Financial institutions	1,433	0	0	

6.	Foreign institutional investors	608,306	0.75	0	
7.	Mutual funds	2,500	0	0	
8.	Venture capital	0	0	0	
9.	Body corporate (not mentioned above)	461,223	0.57	0	
10.	Others Clearing members - 200, HL	2,080,153	2.57	0	
	Total	20,305,181	25.08	0	0

Total number of shareholders (other than promoters)

46,057

**Total number of shareholders (Promoters+Public/
Other than promoters)**

46,076

(c) *Details of Foreign institutional investors' (FIIs) holding shares of the company

41

Name of the FII	Address	Date of Incorporation	Country of Incorporation	Number of shares held	% of shares held
WISDOMTREE INDIA E	STANDARD CHARTERED BANK SEC			171,788	0.21
EMERGING MARKETS C	6300 Bee Cave Road Building One			115,095	0.14
PENSION RESERVES IN	C/O PRIM BOARD 84 STATE STREET			42,739	0.05
DIMENSIONAL EMERG	6300 Bee Cave Road Building One			34,627	0.04
BUMA-UNIVERSAL-FO	THEODOR-HEUSS-ALLEE 70 FRANK			28,675	0.04
THE EMERGING MARK	6300 Bee Cave Road Building One			22,506	0.03
SOMERVILLE TRADING	JPMorgan Chase Bank, N.A. India S			22,317	0.03
AMERICAN CENTURY E	4500 MAIN STREET KANSAS CITY M			20,459	0.03
ACADIAN EMERGING I	260 FRANKLIN STREET BOSTON MA			17,266	0.02
EMERGING MARKETS V	25/28 NORTH WALL QUAY DUBLIN			11,219	0.01
CITY OF NEW YORK GF	ONE CENTRE STREET NEW YORK N			9,920	0.01
SEI TRUST COMPANY,	One Freedom Valley Drive Oaks Pe			9,745	0.01
EMERGING MARKETS S	6300 Bee Cave Road Building One			9,275	0.01
DIMENSIONAL WORL	251 Little Falls Drive New Castle Co			8,935	0.01
QUADRATURE CAPITA	Suite #7 Grand Pavilion Commer			8,349	0.01

Name of the FII	Address	Date of Incorporation	Country of Incorporation	Number of shares held	% of shares held
DIMENSIONAL EMERG	251 Little Falls Drive New Castle Co			7,753	0.01
EMERGING MARKETS	20 Triton Street Regents Place Lon			7,342	0.01
WORLD EX U.S. CORE	6300 Bee Cave Road Building One			7,147	0.01
ALASKA PERMANENT	801 WEST 10TH STREET JUNEAU A			5,381	0.01
DIMENSIONAL EMERG	251 Little Falls Drive New Castle Co			4,852	0.01
RED BAY LTD	C/O CODAN (MAURITIUS) LIMITED			4,405	0.01
TIZIANA GMBH	C/O DPV CAPITAL HILDEGARDSTR			4,130	0.01
EMERGING MARKETS	25/28 NORTH WALL QUAY DUBLIN			4,122	0.01
DFA INTERNATIONAL	SUITE 1520 - 1500 WEST GEORGIA			3,576	0
EMERGING MARKETS	Suite 820 7 St. Paul Street Baltimor			2,751	0

VII. *NUMBER OF PROMOTERS, MEMBERS, DEBENTURE HOLDERS
(Details, Promoters, Members (other than promoters), Debenture holders)

Details	At the beginning of the year	At the end of the year
Promoters	19	19
Members (other than promoters)	47,007	46,057
Debenture holders	0	0

VIII. DETAILS OF DIRECTORS AND KEY MANAGERIAL PERSONNEL


(A) *Composition of Board of Directors

Category	Number of directors at the beginning of the year		Number of directors at the end of the year		Percentage of shares held by directors as at the end of year	
	Executive	Non-executive	Executive	Non-executive	Executive	Non-executive
A. Promoter	1	0	1	0	0.19	0
B. Non-Promoter	1	4	1	5	0	0.01
(i) Non-Independent	1	1	1	2	0	0.01
(ii) Independent	0	3	0	3	0	0
C. Nominee Directors representing	0	0	0	0	0	0













(i) Banks & FIs	0	0	0	0	0	0
(ii) Investing institutions	0	0	0	0	0	0
(iii) Government	0	0	0	0	0	0
(iv) Small share holders	0	0	0	0	0	0
(v) Others	0	0	0	0	0	0
Total	2	4	2	5	0.19	0.01

Number of Directors and Key managerial personnel (who is not director) as on the financial year end date 10

(B) (i) *Details of directors and Key managerial personnel as on the closure of financial year

Name	DIN/PAN	Designation	Number of equity share(s) held	Date of cessation (after closure of financial year : If any)
GAUTAM DALMIA	00009758	Managing Director	151,990	
RAJEEV BAKSHI	00044621	Director	0	
AMITA MISRA	07942122	Director	0	
NEERAJ CHANDRA	00444694	Director	0	
T. VENKATESAN	00124050	Director	10,090	
BHARAT BHUSHAN M 	00006890	Director	0	
PANKAJ RASTOGI	10452835	Whole-time director	0	
PIYUSH GUPTA	AEOPG5294C	CFO	152	
RACHNA GORIA	AIBPG4983F	Company Secretary	0	
PANKAJ RASTOGI	10452835	CEO	0	

(ii) Particulars of change in director(s) and Key managerial personnel during the year 8

Name	DIN/PAN	Designation at the beginning / during the financial year	Date of appointment/ change in designation/ cessation	Nature of change (Appointment/ Change in designation/ Cessation)
BHARAT BHUSHAN 	00006890	Whole-time director	14/05/2024	Change in designation (appoi 
PANKAJ RASTOGI 	10452835	Director	14/05/2024	Appointed as Whole-Time Dire 
NEERAJ CHANDRA 	00444694	Director	14/05/2024	Appointed as Independent Dir 
P. KANNAN 	03555871	Director	14/05/2024	Ceased to be Independent Dir 
PIYUSH GUPTA	AEOPG5294C	CFO	01/10/2024	Appointed as CFO
RACHNA GORIA 	AIBPG4983F	Company Secretary	11/02/2025	Appointed as Company Secre 
ANIL KATARIA	AALPK4889N	CFO	14/05/2024	Ceased to be CFO
AASHHIMA V KHAN 	ARYPK0747R	Company Secretary	06/01/2025	Ceased to be a Company Sec 

IX. MEETINGS OF MEMBERS/CLASS OF MEMBERS/BOARD/COMMITTEES OF THE BOARD OF DIRECTORS

A. MEMBERS/CLASS /REQUISITIONED/NCLT/COURT CONVENED MEETINGS

Number of meetings held

2

Type of meeting	Date of meeting	Total Number of Members entitled to attend meeting	Attendance	
			Number of members attended	% of total shareholding
Annual General Meeting	31/03/2025	48,536	98	
NCLT	08/02/2025	47,408	111	

B. BOARD MEETINGS

*Number of meetings held

5

S. No.	Date of meeting	Total Number of directors associated as on the date of meeting	Attendance	
			Number of directors attended	% of attendance
1	14/05/2024	7	7	100
2	02/08/2024	7	7	100
3	28/10/2024	7	7	100
4	11/02/2025	7	7	100

S. No.	Date of meeting	Total Number of directors associated as on the date of meeting	Attendance	
			Number of directors attended	% of attendance
5	19/03/2025	7	7	100

C. COMMITTEE MEETINGS

Number of meetings held

15

S. No.	Type of meeting	Date of meeting	Total Number of Members as on the date of the meeting	Attendance	
				Number of members attended	% of attendance
1	AUDIT COMM	14/05/2024	4	4	100
2	AUDIT COMM	02/08/2024	4	4	100
3	AUDIT COMM	28/10/2024	4	4	100
4	AUDIT COMM	10/02/2025	4	4	100
5	NOMINATION	14/05/2024	3	3	100
6	NOMINATION	01/08/2024	3	3	100
7	NOMINATION	11/02/2025	3	3	100
8	STAKEHOLDER	13/05/2024	3	3	100
9	STAKEHOLDER	01/08/2024	4	4	100
10	CORPORATE	13/05/2024	3	3	100

D. *ATTENDANCE OF DIRECTORS

S. No.	Name of the director	Board Meetings			Committee Meetings			Whether attended AGM held on
		Number of Meetings which director was entitled to attend	Number of Meetings attended	% of attendance	Number of Meetings which director was entitled to attend	Number of Meetings attended	% of attendance	31/03/2025
								(Y/N/NA)
1	GAUTAM DAL	5	5	100	6	5	83.33	Yes
2	RAJEEV BAK	5	5	100	5	5	100	Yes
3	AMITA MISRA	5	5	100	11	11	100	Yes
4	NEERAJ CHA	4	4	100	6	6	100	Yes
5	T. VENKATES	5	5	100	2	2	100	Yes

6	BHARAT BHUSHAN	5	5	100	12	12	100	Yes
7	PANKAJ RASTOGI	5	5	100	10	10	100	Yes

X. *REMUNERATION OF DIRECTORS AND KEY MANAGERIAL PERSONNEL

☐ Nil

Number of Managing Director, Whole-time Directors and/or Manager whose remuneration details to be entered

3

S. No.	Name	Designation	Gross Salary	Commission	Stock Option/ Sweat equity	Others	Total Amount
1	GAUTAM DALMIA	Managing Director	153,877,030	0	0	0	153,877,030
2	PANKAJ RASTOGI	Whole-time Director	15,461,402	0	0	0	15,461,402
3	BHARAT BHUSHAN	Whole-time Director	155,168,344	0	0	0	155,168,344
	Total		324,506,776	0	0	0	324,506,776

Number of CEO, CFO and Company secretary whose remuneration details to be entered

5

S. No.	Name	Designation	Gross Salary	Commission	Stock Option/ Sweat equity	Others	Total Amount
1	PANKAJ RASTOGI	CEO	15,461,402	0	0	0	15,461,402
2	PIYUSH GUPTA	CFO	7,684,562	0	0	0	7,684,562
3	RACHNA GORIA	Company Secretary	1,181,844	0	0	0	1,181,844
4	ANIL KATARIA	CFO	11,700,000	0	0	0	11,700,000
5	AASHHIMA V KHANNA	Company Secretary	1,900,000	0	0	0	1,900,000
	Total		37,927,808	0	0	0	37,927,808

Number of other directors whose remuneration details to be entered

5

S. No.	Name	Designation	Gross Salary	Commission	Stock Option/ Sweat equity	Others	Total Amount
1	RAJEEV BAKSHI	Director	0	1,500,000	0	400,000	1,900,000
2	AMITA MISRA	Director	0	1,000,000	0	600,000	1,600,000
3	NEERAJ CHANDRA	Director	0	0	0	400,000	400,000
4	T. VENKATESAN	Director	0	0	0	300,000	300,000
5	P KANNAN	Director	0	1,000,000	0	100,000	1,100,000
	Total		0	3,500,000	0	1,800,000	5,300,000

XI. MATTERS RELATED TO CERTIFICATION OF COMPLIANCES AND DISCLOSURES

- * A. Whether the company has made compliances and disclosures in respect of applicable provisions of the Companies Act, 2013 during the year ☒ Yes ☐ No

B. If No, give reasons/observations

XII. PENALTY AND PUNISHMENT - DETAILS THEREOF

(A) DETAILS OF PENALTIES / PUNISHMENT IMPOSED ON COMPANY/DIRECTORS /OFFICERS ☐ Nil

0

Name of the company/ directors/ officers	Name of the court/ concerned Authority	Date of Order	Name of the Act and section under which penalised / punished	Details of penalty/ punishment	Details of appeal (if any) including present status

(B) DETAILS OF COMPOUNDING OF OFFENCES ☐ Nil

0

Name of the company/ directors/ officers	Name of the court/ concerned Authority	Date of Order	Name of the Act and section under which offence committed	Particulars of offence	Amount of compounding (in Rupees)

XIII. Whether complete list of shareholders, debenture holders has been enclosed as an attachment

☒ Yes ☐ No

XIV. COMPLIANCE OF SUB-SECTION (2) OF SECTION 92, IN CASE OF LISTED COMPANIES

In case of a listed company or a company having paid up share capital of Ten Crore rupees or more or turnover of Fifty Crore rupees or more, details of company secretary in whole time practice certifying the annual return in Form MGT-8.

Name

VIKAS GERA

Whether associate or fellow

☐ Associate ☒ Fellow

Certificate of practice number

4500

I/We certify that:

- (a) The return states the facts, as they stood on the date of the closure of the financial year aforesaid correctly and adequately.
(b) Unless otherwise expressly stated to the contrary elsewhere in this Return, the Company has complied with all the provisions of the Act during the financial year.

Declaration

I am Authorised by the Board of Directors of the company vide resolution no. ... dated

(DD/MM/YYYY) to sign this form and declare that all the requirements of the Companies Act, 2013 and the rules made thereunder in respect of the subject matter of this form and matters incidental thereto have been complied with. I further declare that:

1. Whatever is stated in this form and in the attachments thereto is true, correct and complete and no information material to the subject matter of this form has been suppressed or concealed and is as per the original records maintained by the company.
2. All the required attachments have been completely and legibly attached to this form.

Note: Attention is also drawn to the provisions of Section 447, section 448 and 449 of the Companies Act, 2013 which provide for punishment for fraud, punishment for false statement and punishment for false evidence respectively.

To be digitally signed by

Director

DIN of the director

To be digitally signed by

☒ Company Secretary

☐ Company secretary in practice

Membership number

Certificate of practice number

Attachments

1. List of share holders, debenture holders
2. Approval letter for extension of AGM;
3. Copy of MGT-8;
4. Optional Attachment(s), if any

Attach

Attach

Attach

Attach

List of attachments

Remove attachment

Modify

Check Form

Prescrutiny

Submit

This eForm has been taken on file maintained by the Registrar of Companies through electronic mode and on the basis of statement of correctness given by the company

DALMIA BHARAT SUGAR AND INDUSTRIES LTD
List of Shareholders as on 31/03/2025 (FPC)

SLNO	DPID	FOLIO/CL-ID	NAME/JOINT NAME(S)	ADDRESS	COUNTRY OF INCORPORATION	REGN. NO WITH SEBI	HOLDING	% TO EQT	MINOR CODE	PAN NO
1	IN301524	30063615	WISDOMTREE INDIA EARNINGS FUND	STANDARD CHARTERED BANK SECURITIES SERVICES, 3RD FLOOR 23- 25 MAHATMA GANDHI ROAD FORT, MUMBAI	INDIA	INUSFP034624	171788	0.21	FPC	AAATW7766R
2	IN300054	10013410	EMERGING MARKETS CORE EQUITY PORTFOLIO (THE PORTFO LIO) OF DFA INVESTMENT DIMENSIONS GROUP INC. (DFAI DG)	6300 Bee Cave Road Building One Austin Texas 78746 USA	UNITED STATES OF AMERICA	INUSFP031416	115095	0.14	FPC	AACCD1644G
3	IN300167	10119669	PENSION RESERVES INVESTMENT TRUST FUND - ACADIAN	C/O PRIM BOARD 84 STATE STREET SUITE 250 BOSTON BOSTON MASSACHUSETTS	UNITED STATES OF AMERICA	INUSFP154815	42739	0.05	FPC	AAATC7934R
4	IN300054	10040054	DIMENSIONAL EMERGING MARKETS VALUE FUND	6300 Bee Cave Road Building One Austin Texas 78746 USA	UNITED STATES OF AMERICA	INUSFP033716	34627	0.04	FPC	AACCD1578M
5	IN303438	10008236	BUMA-UNIVERSAL-FONDS I	THEODOR-HEUSS-ALLEE 70 FRANKFURT AM MAIN HESSEN	GERMANY	INGEFP004717	28675	0.04	FPC	AABTB1124D
6	IN300054	10013268	THE EMERGING MARKETS SMALL CAP SERIES OF THE DFA I NVESTMENT TRUST COMPANY	6300 Bee Cave Road Building One Austin Texas 78746 USA	UNITED STATES OF AMERICA	INUSFP033916	22506	0.03	FPC	AAATD7768G
7	IN303438	10027371	SOMERVILLE TRADING ENTERPRISES, LLC	JPMorgan Chase Bank, N.A. India Sub Custody 9th Floor,Tower A Block 9, NKP Western Express Highway,Goregaon E.	INDIA	INUSFP004424	22317	0.03	FPC	ABMCS4995G
8	IN300167	10159933	AMERICAN CENTURY ETF TRUST-AVANTIS EMERGING MARKET S EQUITY ETF	4500 MAIN STREET KANSAS CITY MISSOURI		INUSFP083219	20459	0.03	FPC	AAHTA5157H
9	IN301524	30060287	ACADIAN EMERGING MARKETS SMALL CAP EQUITY FUND, LL C	260 FRANKLIN STREET BOSTON MASSACHUSETTS	UNITED STATES OF AMERICA	INUSFP171615	17266	0.02	FPC	AAMCA6207G
10	IN300167	10100587	EMERGING MARKETS VALUE FUND OF DIMENSIONAL FUNDS P LC	25/28 NORTH WALL QUAY DUBLIN 1	IRELAND	INIRFP027616	11219	0.01	FPC	AAAAE2450P
11	IN300142	20774577	CITY OF NEW YORK GROUP TRUST	ONE CENTRE STREET NEW YORK NY 10007 2341	UNITED STATES OF AMERICA	INUSFP213516	9920	0.01	FPC	AAATC8419K
12	IN300142	10785420	SEI TRUST COMPANY, AS TRUSTEE ON BEHALF OF ACADIAN ALL COUNTRY WORLD EX US SMALL-CAP EQUITY CIT	One Freedom Valley Drive Oaks Pennsylvania		INUSFP036922	9745	0.01	FPC	ABDTS6801P
13	IN300054	10017712	EMERGING MARKETS SOCIAL CORE EQUITY PORTFOLIO OF D FA INVESTMENT DIMENSIONS GROUP INC.	6300 Bee Cave Road Building One Austin Texas 78746 USA	UNITED STATES OF AMERICA	INUSFP031516	9275	0.01	FPC	AABCE6264C
14	IN300054	10115788	DIMENSIONAL WORLD EX U.S. CORE EQUITY 2 ETF OF DIM ENSIONAL ETF TRUST	251 Little Falls Drive New Castle County Wilmington Delaware		INUSFP061421	8935	0.01	FPC	AAICD6956H
15	IN303438	10021660	QUADRATURE CAPITAL VECTOR SP LIMITED	Suite #7 Grand Pavilion Commercial Centre 802 West Bay Road P.O. Box 10250 Grand Caym		INCYFP003521	8349	0.01	FPC	AAACQ7172Q
16	IN300054	10118856	DIMENSIONAL EMERGING MARKETS CORE EQUITY 2 ETF OF DIMENSIONAL ETF TRUST	251 Little Falls Drive New Castle County Wilmington Delaware		INUSFP017622	7753	0.01	FPC	AAJCD1010H
17	IN300167	10156689	EMERGING MARKETS CORE EQUITY FUND OF DIMENSIONAL F UNDS ICVC	20 Triton Street Regents Place London NW1 3BF U K	UNITED KINGDOM	INUKFP032216	7342	0.01	FPC	AACCD1506B
18	IN300054	10074905	WORLD EX U.S. CORE EQUITY PORTFOLIO OF DFA INVESTM ENT DIMENSIONS GROUP INC.	6300 Bee Cave Road Building One Austin Texas 78746 USA	UNITED STATES OF AMERICA	INUSFP031716	7147	0.01	FPC	AABCW4402G
19	IN301524	30058556	ALASKA PERMANENT FUND	801 WEST 10TH STREET JUNEAU ALASKA	UNITED STATES OF AMERICA	INUSFP117816	5381	0.01	FPC	AADTA7800K
20	IN300054	10112036	DIMENSIONAL EMERGING CORE EQUITY MARKET ETF OF DIM ENSIONAL ETF TRUST	251 Little Falls Drive New Castle County Wilmington Delaware		INUSFP082720	4852	0.01	FPC	AAJCD0004F
21	IN300167	10075156	RED BAY LTD	C/O CODAN (MAURITIUS) LIMITED LEVEL 3 TOWER I NEXTERACOM TOWERS CYBERCITY EBENE	MAURITIUS	INMUFP050616	4405	0.01	FPC	AAECR5312B
22	IN300142	10774118	TIZIANA GMBH	C/O DPV CAPITAL HILDEGARDSTR 6 MUNICH		INGEFP047420	4130	0.01	FPC	AAICT0716D
23	IN300167	10100511	EMERGING MARKETS TARGETED VALUE FUND OF THE DIMENS IONAL FUNDS II PUBLIC LIMITED COMPANY	25/28 NORTH WALL QUAY DUBLIN I	IRELAND	INIRFP027716	4122	0.01	FPC	AABCE7501L
24	IN301524	30049717	DFA INTERNATIONAL CORE EQUITY FUND	SUITE 1520 - 1500 WEST GEORGIA STREET VANCOUVER BRITISH COLUMBIA	CANADA	INCAFP268915	3576	0.00	FPC	AABTD3438N
25	IN300054	10116787	EMERGING MARKETS EX CHINA CORE EQUITY PORTFOLIO OF DFA INVESTMENT DIMENSIONS GROUP INC.	Suite 820 7 St. Paul Street Baltimore Maryland		INUSFP080421	2751	0.00	FPC	AAGCE7053A
26	IN300054	10009298	LOS ANGELES CITY EMPLOYEES RETIREMENT SYSTEM	202 West First Street Suite 500 Los Angeles California	UNITED STATES OF AMERICA	INUSFP175717	2156	0.00	FPC	AAATL3381R
27	IN300054	10117128	EMERGING MARKETS SUSTAINABILITY CORE EQUITY FUND O F DIMENSIONAL FUNDS PLC	25/28 NORTH WALL QUAY DUBLIN		INIRFP088321	2060	0.00	FPC	AAGCE7671Q

28	IN300142	10783250	AMERICAN CENTURY ETF TRUST-AVANTIS EMERGING MARKET S VALUE ETF	4500 MAIN STREET KANSAS CITY MISSOURI		INUSFP100121	1821	0.00	FPC	AAITA9218J
29	IN300167	10128022	DIMENSIONAL FUNDS PLC - MULTI-FACTOR EQUITY FUND	25/28 NORTH WALL QUAY DUBLIN 1	IRELAND	INIRFP127115	1674	0.00	FPC	AAFGD1235L
30	IN300167	10160958	AMERICAN CENTURY ETF TRUST - AVANTIS EMERGING MARKETS EQUITY FUND	4500 MAIN STREET KANSAS CITY MISSOURI		INUSFP004020	1638	0.00	FPC	AAHTA6005C
31	IN300054	10100216	EMERGING MARKETS TARGETED VALUE PORTFOLIO	6300 BEE CAVE ROAD BUILDING ONE		INUSFP073518	1619	0.00	FPC	AAECE2416E
32	IN301524	30035748	UBS FUND MANAGEMENT (SWITZERLAND) AG ON BEHALF OF SIHL INSTITUTIONAL FUND - AKTIEN EMERGING MARKETS	AESCHENPLATZ 6		INCHFP052214	1213	0.00	FPC	AAAAU2392J
33	IN300167	10141503	CC& L Q GLOBAL EQUITY FUND	1111 WEST GEORGIA STREET SUITE 2300 VANCOUVER BRITISH COLUMBIA	CANADA	INCAFP073217	981	0.00	FPC	AABTC7448R
34	IN300054	10077067	MORGAN STANLEY ASIA (SINGAPORE) PTE. - ODI	23 Church Street 16-01 Capital Square Singapore		INSGFP232216	891	0.00	FPC	AAECM3575F
35	IN300167	10143046	CC & L Q GROUP GLOBAL EQUITY FUND	1111 WEST GEORGIA STREET SUITE 2300 VANCOUVER BRITISH COLUMBIA	CANADA	INCAFP133117	605	0.00	FPC	AABTC7447A
36	IN300142	10801290	AMERICAN CENTURY ETF TRUST-AVANTIS EMERGING MARKET S SMALL CAP EQUITY ETF	HSBC SECURITIES SERVICES 11TH FLOOR, BLDG 3, NESCO - IT PARK NESCO COMPLEX, W.E. HIGHWAY GOREGAON (EAST), MUMBAI	INDIA	INUSFP016324	541	0.00	FPC	AAKTA5459M
37	IN301799	10088827	BNP PARIBAS FINANCIAL MARKETS - ODI	1 RUE LAFFITTE PARIS		INFRFP006620	241	0.00	FPC	AAGFB5324G
38	IN300167	10169081	AMERICAN CENTURY ETF TRUST-AVANTIS RESPONSIBLE EMERGING MARKETS EQUITY ETF	4500 MAIN STREET KANSAS CITY MISSOURI		INUSFP019322	176	0.00	FPC	AAJTA0542Q
39	IN300054	10131341	DIMENSIONAL EMERGING MARKETS EX CHINA CORE EQUITY ETF OF DIMENSIONAL ETF TRUST	CITIBANK N.A. CUSTODY SERVICES FIFC- 9TH FLOOR, G BLOCK PLOT C-54 AND C-55, BKC BANDRA - EAST, MUMBAI	INDIA	INUSFP103224	52	0.00	FPC	AALCD1256D
40	IN303438	10000062	COPTHALL MAURITIUS INVESTMENT LIMITED - ODI ACCOUNT	C/O CIM CORPORATE SERVICES LTD LES CASCADES BUILDING EDITH CAVELL STREET PORT LOUIS	MAURITIUS	INMUFP001717	49	0.00	FPC	AAACC4303M
41	IN301524	30054171	CC&L Q GLOBAL SMALL CAP EQUITY FUND	2300 1111 WEST GEORGIA STREET VANCOUVER BRITISH COLUMBIA		INCAFP097921	40	0.00	FPC	AACTC9839K
TOTAL:							600131	0.74		

**IX. MEETINGS OF MEMBERS/CLASS OF MEMBERS/BOARD/COMMITTEES
OF THE BOARD OF DIRECTORS**

C. COMMITTEE MEETINGS

(Continued from the Form)

S. No.	Type of Meeting	Date of Meeting	Total Number of Members as on date of the Meeting	Attendance	
				Number of Members attended	% of Total Shareholding
11.	Corporate Social Responsibility Committee	01/08/2025	4	4	100
12.	Corporate Social Responsibility Committee	28/10/2024	4	4	100
13	Corporate Social Responsibility Committee	10/02/2025	4	4	100
14	Risk Management Committee	01/08/2024	4	4	100
15	Risk Management Committee	10/02/2025	4	4	100

For Dalmia Bharat Sugar and Industries Limited

Rachna Gorla
Company Secretary
ACS 6741
Address: A-148, Near Gate No.1,
Sector-31, Noida, Gautam Buddha Nagar,
Uttar Pradesh -201301